

Patient Reminder Checklist



No intercourse for 48 hours before exam.



No vaginal medication, personal lubricants or douching 48 hours before exam.



Schedule appointment 2 weeks after first day of the patient's last menstrual period.

Patients who have had a hysterectomy, are older than 65 or who have had chemotherapy may be atrophic and therefore require special consideration when it comes to their cervical care.⁷



Visit hologic.com/thinprep for more details and best practices for Pap collection.

Hologic provides this collection procedure guide as a general informational tool only; it is not an affirmative instruction or guarantee of performance. It is the sole responsibility of the clinician to read and understand the appropriate package insert and comply with applicable local, state and federal rules and regulations.

References 1. Eversole GM, et al. Practices of Participants in the College of American Pathologists Interlaboratory Comparison Program in Cervicovaginal Cytology, 2006. *Arch Pathol Lab Med.* 2010;134(3):331-335. 2. Ransdell JS, et al. Clinicopathologic Correlation of the Unsatisfactory Papanicolaou Smear. *Cancer.* 1997; 81(3):139-143. 3. Nygård JF, et al. CIN 2/3 and cervical cancer in an organised screening programme after an unsatisfactory or a normal Pap smear: A seven-year prospective study of the Norwegian population-based screening programme. *J Med Screen.* 2004; 11(2):70-76. 4. Clinical and Laboratory Standards Institute. Cervicovaginal Cytology Based on the Papanicolaou Technique; Approved Guideline — Third Edition. CLSI. GP15-A3. 2008;28(28). 5. ACOG Practice Bulletin, Screening for Cervical Cancer, 2012; No. 131. 6. ThinPrep Pap Test Quick Reference Guide.#DS-05867. Marlborough, MA: Hologic, Inc.; 2017. 7. ACOG Practice Bulletin. Clinical Management Guidelines for Obstetrician-Gynecologists, 2016; No. 168.

hologic.com | diagnostic.solutions@hologic.com | +1.888.484.4747

PB-00803-001 Rev. 002 © 2022 Hologic, Inc. All rights reserved. Hologic, ThinPrep and associated logos are trademarks and/or registered trademarks of Hologic, Inc. and/or its subsidiaries in the United States and/or other countries. This information is intended for medical professionals in the U.S. and is not intended as a product solicitation or promotion where such activities are prohibited. Because Hologic materials are distributed through websites, eBroadcasts and tradeshow, it is not always possible to control where such materials appear. For specific information on what products are available for sale in a particular country, please contact your local Hologic representative or write to diagnostic.solutions@hologic.com.

ThinPrep®
PAP TEST

PAP COLLECTION
Guide

Maximize the power of the Pap by following these tips for proper collection and improved patient care.



ThinPrep®
PAP TEST



Unsatisfactory Results

Approximately 1-2% of all Pap tests, regardless of testing method, will be returned as an UNSAT.¹

- ▶ An UNSAT can be a sign of an increased risk of an underlying disease.²
- ▶ High-risk populations tend to have higher UNSAT rates.³

26%

Unsatisfactory specimens from patients with ASCUS or SIL²

Up to 4x

Greater risk of CIN2/3 than normal Pap³

Excessive amounts of noncellular material (blood, mucus or lubricant) can interfere with the collection process and potentially cause an UNSAT.



Menses

The Pap should never be collected during menses since the presence of blood can be diagnostic.

- ▶ Collection during menses is discouraged, per societal guidelines.⁴
- ▶ No Pap test is validated for collection during menses.



Lubricant

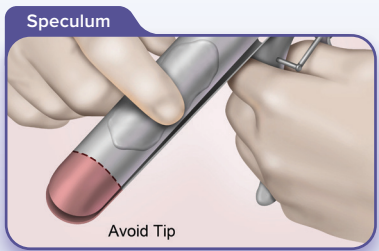
Excessive lubricant use interferes with sample adequacy.⁵

- ▶ Avoid carbomer lubricants.
- ▶ Only use a dime-sized amount.
- ▶ Personal lubricant use impedes proper sampling.

A Guide to Success with the ThinPrep® Pap Test

1 Prepare Speculum

- ▶ Warm water is preferred
- ▶ Only use carbomer-free lubricants
- ▶ Dime-sized amount



If lubricant is required, the following lubricants are validated for use with the ThinPrep® Pap Test.

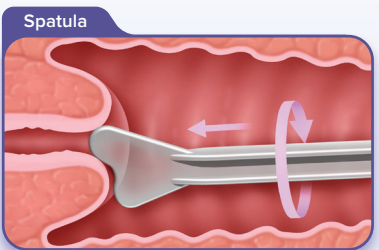
Lubricant	Manufacturer
✓ Pap Test Lubricating Jelly	Aseptic Control Products
✓ SurgiLube Surgical Lubricant	HR Pharmaceuticals
✓ CerviLube	Sion Biotext

Contact your medical supplies distributor for purchasing details.

2 Obtain Sample

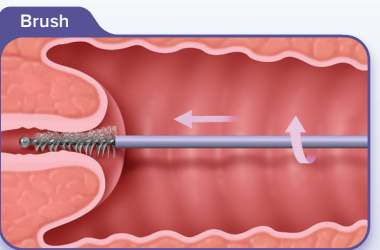
Sample collection for the ThinPrep® Pap Test may be performed with a spatula/brush combo OR a broom-like collection device.⁶

- ▶ Rotate per manufacturer's guidance
- ▶ Do not over rotate



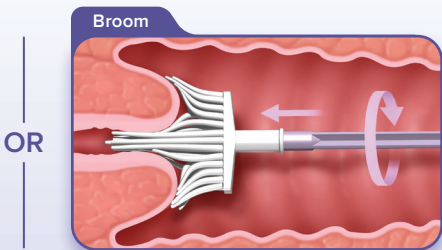
Rotate the contoured end

360° 1x



Rotate in one direction

1/4 to 1/2



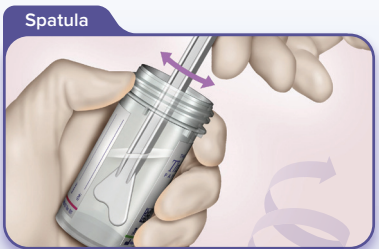
Rotate clockwise

360° 5x

3 Rinse Device Immediately

The ThinPrep collection process preserves and fixes the cells in the solution, not on the device head.

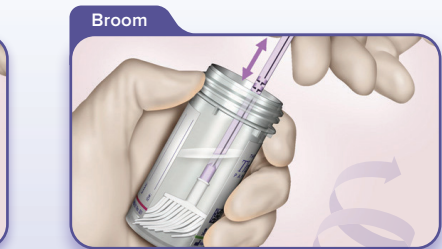
- ▶ Sanitary collection — fingers remain on the handle, not the brush



Swirl **vigorously** 10 times



Rotate while pushing against the vial wall **10 times** and swirl **vigorously**



Push into bottom of vial forcefully **10 times** and swirl **vigorously**

⊘ DO NOT leave device in vial